

BRONTE


Tub Chairs

ORIGIN: China **USE:** Indoor **WARRANTY:** 12 Months

DIMENSIONS:


Timber 4 Leg



 11.5 - 12.2 kg

Metal 4 Leg



 11.3 - 12.5 kg

Metal Sled



 11.75 - 12.55 kg

CODES:

- Timber Light Oak**
- KTUBRTILOPJA/ NY/ ON/ SA
 - KTUBRTILOGCL/ DE/ NY/ SL/ ST
 - KTUBRTILOVBK/ CC
 - KTUBRTILOUUP
- Timber Light Walnut**
- KTUBRTIWAPJA/ NY/ ON/ SA
 - KTUBRTIWAGCL/ DE/ NY/ SL/ ST
 - KTUBRTIWAVBK/ CC
 - KTUBRTIAUUP

- Mild Steel Birch**
- KTUBRMEBEPJA/ NY/ ON/ SA
 - KTUBRMEBEGCL/ DE/ NY/ SL/ ST
 - KTUBRMEBEVBK/ CC
 - KTUBRMEBEUUP
- Mild Steel Light Oak**
- KTUBRMELOPJA/ NY/ ON/ SA
 - KTUBRMELOGCL/ DE/ NY/ SL/ ST
 - KTUBRMELOVBK/ CC
 - KTUBRMELOUUP

- Mild Steel Light Walnut**
- KTUBRMELWPJA/ NY/ ON/ SA
 - KTUBRMELWGCL/ DE/ NY/ SL/ ST
 - KTUBRMELWVBK/ CC
 - KTUBRMELWUUP

- Mild Steel Dark Walnut**
- KTUBRMEWAPJA/ NY/ ON/ SA
 - KTUBRMEWAGCL/ DE/ NY/ SL/ ST
 - KTUBRMEWAVBK/ CC
 - KTUBRMEWAUUP

- Mild Steel Black**
- KTUBRMEBKPJA/ NY/ ON/ SA
 - KTUBRMEBKGL/ DE/ NY/ SL/ ST
 - KTUBRMEBKVBK/ CC
 - KTUBRMEBKUUP

- Sled**
- KTUBRSLBKPJA/ NY/ ON/ SA
 - KTUBRSLBKGL/ DE/ NY/ SL/ ST
 - KTUBRSLBKVBK/ CC
 - KTUBRSLBKUUP

ASSEMBLY:

[4 Leg Chair -->](#)

[Sled Chair -->](#)


BRONTE

Tub Chairs


SHELL FINISHES:

WARWICK

Gravity




Pelle




Ezfun:

Vinyl




Unupholstered



FRAME FINISHES:

Solid Ash



Mild Steel



BRONTE

Tub Chairs

PRODUCT MAINTENANCE:

Solid Timber

1. Regularly dust surface with damp cloth.
2. Wash with non-abrasive, solvent free and PH neutral cleaning products.
3. Always dry with a lint free cloth.
4. Apply commercial grade timber oil or polish with a lint free cloth.

DO NOT: Use abrasive pads, brushes, or cleaners like steel wool, as it will scratch the surface.

DO NOT: Use detergents, glass cleaner, harsh chemicals, or any solvent or ammonia based cleaners.

DO NOT: Place in direct sunlight.

Powder Coated Mild Steel:

1. Regularly dust surface with damp cloth.
2. Wash with a soft cloth and warm soapy water.
3. Always dry with a lint free cloth.

DO NOT: Use abrasive pads, brushes, or cleaners like steel wool, as it will scratch the surface.

DO NOT: Use powder, concentrated detergents, or silicone-based furniture polishes.

Stainless Steel:

1. Regularly dust surface with damp cloth.
2. Wash with a soft cloth and a stainless-steel cleaning agent.
3. Always dry with a lint free cloth.

DO NOT: Use abrasive pads, brushes, or cleaners, like steel wool, as it will scratch the surface.

NOTE: These bases lightly scratch with normal use. The scratches are not unpleasant and over time create a nice patina on the surface.

Warwick Fabrics:

1. Regularly vacuum using low suction.
2. Protect from direct sunlight.
3. Treat spills and stains as soon as possible;
 1. Gently scrape any soil or mop any liquid from the surface of the fabric.
 2. Apply upholstery shampoo cleaning agents strictly according to instructions to remove the residue of the spill.
 3. Dry in shade away from direct heat, allow to dry thoroughly before re-use.

DO NOT: Remove cushion covers for separate cleaning or washing, even though they may have zippers.

DO NOT: Saturate the fabric or interior with water or other cleaning liquids.

DO NOT: Use dish washing or laundry detergents.

DO NOT: Scrub with a stiff brush.

NOTE: Annual professional cleaning is highly recommended.

NOTE: Water-based soil resist fabric protector treatments are available and should always be done.

NOTE: Pilling can occur occasionally as a result of normal daily wear and should not be considered as a fault. Fibre pills can be removed by a battery operated pilling tool available from most haberdashery stores.

Vinyl:

1. Regularly vacuum using a soft brush and wipe with a wet sponge or cloth.
2. Protect from direct sunlight.
3. Treat spills and stains as soon as possible by blotting liquid spills with a clean dry cloth. Wipe with a clean cloth dampened with warm water. Dry in shade away from direct heat.
4. A soft bristle brush may be used to remove ingrained soil. Avoid scratching by gentle brushing.

DO NOT: Use abrasive powder, detergent based or paste cleaners.

DO NOT: Wet excessively or clean with hot water extraction machine or on-site dry-cleaning machine.

NOTE: Annual professional cleaning is highly recommended.