

Sit-stand desks





The Newart team can
deliver and install your
sit-stand desk.

Ask us for a quote.

Ironbark desk

Manual sit-stand



**Robust height adjustable workstation
with easy manual height adjustment
via a fold-away handle.**

Max Weight	100kg
Motors/Frames	Manual
Height Range	715mm – 1015mm
Width Range	1200mm – 1800mm
Speed	Manual
Controller	No
Collision Control	No
Shelf/Container Stop	No
Presets	No

Sizes

1200mm W x 750mm D
1500mm W x 750mm D
1800mm W x 750mm D

Finishes

Frame: Black or white
Top: White, beech or natural oak
Custom tops available

Elevar Crank+ desk

Manual sit-stand



Crank+ manual adjustable desks go higher and faster than most other manual adjustable desks. Fast and functional, the Crank+ allows users to have the flexibility of fast height adjustment without the need for electricity.

Max Weight	100kg
Motors/Frames	Manual
Height Range	655mm – 1105mm
Width Range	1200mm – 2000mm
Speed	12mm per turn
Controller	No
Collision Control	No
Shelf/Container Stop	No
Presets	No

Sizes

1200mm W x 750mm D

1500mm W x 750mm D

1800mm W x 750mm D

Finishes

Frame: Black or white

Top: White, beech or natural oak

Custom tops available

Elevar Crank+ workstation

Manual sit-stand



The Crank+ allows users requiring a corner workstation with the flexibility of height adjustment without the need for electricity.

Max Weight	100kg
Motors/Frames	Manual
Height Range	655mm – 1105mm
Width Range	1200mm – 2000mm
Speed	4.5mm per turn
Controller	No
Collision Control	No
Shelf/Container Stop	No
Presets	No

Sizes

1200mm W x 750mm D
1500mm W x 750mm D
1800mm W x 750mm D

Finishes

Frame: Black or white
Top: White, beech or natural oak
Custom tops available

Elevar Vision desk

2 motor, electric sit-stand



Elevar presents the latest in electric sit stand technology with its new range of VISION 2 leg frames. With the option for contactless adjustment and personalised safety precautions, Elevar Vision bases can be changed to suit almost any top alternative.

Max Weight	120kg
Motors/Frames	1 motor per leg
Height Range	645mm – 1275mm
Width Range	1200x600 – 2100x900mm
Speed	36mm per second
Controller	Yes
Presets	4
Collision Control	Yes
Leg stages	3

Sizes

1200mm W x 750mm D

1500mm W x 750mm D

1800mm W x 750mm D

Finishes

Frame: black, white and silver

Top: White, custom tops available

Elevar Vision workstation

3 motor, electric sit-stand



Elevar presents the latest in electric sit stand technology with its new range of VISION 3 leg frames. With the option for contactless adjustment and personalised safety precautions, Elevar Vision bases can be changed to suit almost any top alternative.

Max Weight	150kg
Motors/Frames	1 motor per leg
Height Range	625mm – 1275mm
Width Range	1200×600 – 2100×900mm
Speed	36mm per second
Controller	Yes
Presets	4
Collision Control	Yes
Leg stages	3

Sizes

1500mm x 1500mm W x 750mm D
1800mm x 1800mm W x 750mm D

Finishes

Frame: black, white and silver
Top: White, custom tops available

Elevar E Series desk

2 motor, electric sit-stand



EUROPEAN
DESIGN AND
POWERED



Designed in Europe and powered by European motors with a linear actuator per leg, the Elevar E Series is one of the fastest, strongest and quietest desks around. The versatile height range will accommodate any user, reaching a maximum height of 1285mm

Max Weight	120kg
Motors/Frames	2
Height Range	635mm – 1285mm
Width Range	1200mm – 2100mm
Speed	36mm per second
Controller	Yes
Collision Control	Yes
Presets	Yes
Leg stages	3

Sizes

1200mm W x 750mm D

1500mm W x 750mm D

1800mm W x 750mm D

Finishes

Frame: Black or white

Top: White, beech or natural oak

Custom tops available

Elevar E Series workstation

3 motor, electric sit-stand



EUROPEAN
DESIGN AND
POWERED



Capable of holding 150kg, this L-shaped electronic adjustable desk can extend up to a 2100mm x 2100mm wide x 900mm deep workstation. Designed in Europe and powered by European motors with a linear actuator per leg, the Elevar E Series is one of the fastest, strongest and quietest desks around.

Max Weight	150kg
Motors/Frames	2
Height Range	635mm – 1285mm
Width Range	1200mm – 2100mm
Speed	36mm per second
Controller	Yes
Collision Control	Yes
Presets	Yes
Leg stages	3

Sizes


1200mm W x 750mm D
1500mm W x 750mm D
1800mm W x 750mm D

Finishes

Frame: Black or white
Top: White, beech or natural oak
Custom tops available

Transit desk

2 motor electric sit-stand



Manufactured in Australia, Transit desks offer high quality finishes, reliable mechanisms and robust engineering. Every desk includes a controller, an anti-collision safety feature and height preset functionality.

Max Weight	120kg
Motors/Frames	2
Height Range	625mm – 1275mm
Width Range	1100mm – 2100mm
Speed	38mm per second
Controller	Yes
Collision Control	Yes
Presets	Yes
Leg stages	3

Sizes

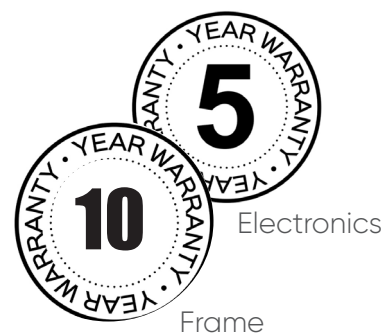
1200mm W x 750mm D
1500mm W x 750mm D
1800mm W x 750mm D

Finishes

Frame: Black or white
Top: White, beech or natural oak
Custom tops available

Transit workstation

3 motor electric sit-stand



Manufactured in Australia, Transit desks offer high quality finishes, reliable mechanisms and robust engineering. Every desk includes a controller, an anti-collision safety feature and height preset functionality.

Max Weight	180kg
Motors/Frames	3
Height Range	625mm – 1275mm
Width Range	1100mm – 2100mm
Speed	38mm per second
Controller	Yes
Collision Control	Yes
Presets	Yes
Leg stages	3

Sizes

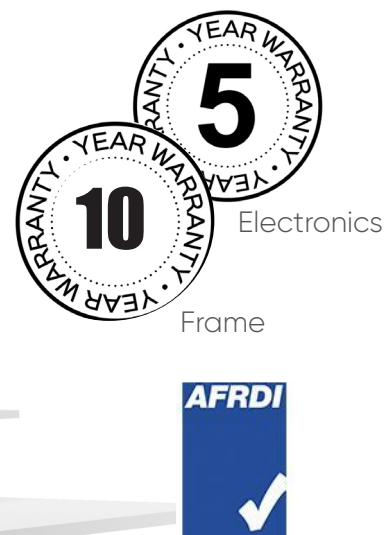
1200mm W x 750mm D
1500mm W x 750mm D
1800mm W x 750mm D

Finishes

Frame: Black or white
Top: White, beech or natural oak
Custom tops available

Transit Electric back-to-back

2 motor, electric desks sit-stand



Manufactured in Australia, Transit desks offer high quality finishes, reliable mechanisms and robust engineering. Every desk includes a controller, an anti-collision safety feature and height preset functionality.

Max Weight	100kg
Motors/Frames	2
Height Range	625mm – 1275mm
Width Range	1100mm – 2100mm
Speed	38mm per second
Controller	Yes
Collision Control	Yes
Presets	Yes
Leg stages	3

Sizes

1200mm W x 750mm D
1500mm W x 750mm D
1800mm W x 750mm D

Finishes

Frame: Black or white
Top: White, beech or natural oak
Custom tops available

Rapid Paramount back-to-back

1 motor, electric desks sit-stand



Divider screen available as on option.

Rapid Paramount offers electric height adjustable workstations in either single or back to back configurations with or without screens.

The Paramount system allows for independent height adjustment for each user. Available in 1500mm or 1800mm wide tops.

With built in cable tray holding up to 12 GPO or data points per user.

Max Weight	100kg
Motors/Frames	1
Height Range	655mm – 1259mm
Width Range	1500mm – 1800mm
Speed	? per second
Controller	Optional extra
Collision Control	No
Presets	Yes
Leg stages	3

Sizes

1200mm W x 750mm D
1500mm W x 750mm D
1800mm W x 750mm D

Finishes

Frame: Black or white
Top: White, beech or natural oak
Custom tops available

Rapid Riser

Manual desktop riser



Use the Rapid Riser on an existing fixed height desk to allow sit and stand height adjustable operation.

With large keyboard tray and wide work surface, gas spring height adjustment via control levers either side allowing 15 height adjustment levels.

Max Weight	15kg small, 18kg medium
Motors/Frames	Manual
Height adjustment	150mm to 500mm
Size	Small or medium
Height adjustment levels	15

Sizes

880mm W x 415mm D

950mm W x 415mm D

Finishes

Black or white

Sit-stand

Comparison table

	Max weight	No. of Motors	Speed	Controller	Collision control	Presets	Leg stages
Ironbark Desk	100	Manual	TBA	X	X	X	2
Elevar Cronk+ Desk	100	Manual	12mm per turn	X	X	X	2
Elevar Cronk+ Workstation	100	Manual	12mm per turn	X	X	X	2
Elevar Vision Desk	120	2 motors	36mm per sec	✓	✓	4	3
Elevar Vision Workstation	150	3 motors	36mm per sec	✓	✓	4	3
Elevar E-Series Desk	120	2 motors	36mm per sec	✓	✓	3	2
Elevar E-Series Workstation	150	2 motors	36mm per sec	✓	✓	3	2
Transit Desk	120	2 motors	38mm per sec	✓	✓	3	3
Transit Workstation	120	2 motors	38mm per sec	✓	✓	3	3
Transit Back-to-back	120	2 motors	38mm per sec	✓	✓	3	3
Paramount Back-to-back	100	1 motor	?mm per sec	✓	X	?	3



Proud Cairns locals

For more information call Newart on
4041 6061 or email sales@newartgroup.com.au

NEWART
■ ■ ■ Making furniture work



DET 68449 SOA



165 English St, Cairns QLD 4870 | newartcf.com.au